

Superior

Manufacturer

The logo for EcoDome features a stylized green 'E' icon composed of horizontal lines, followed by the brand name 'EcoDome' in a bold, dark grey sans-serif font.



DECKING

The WPC Quality



WPC Boards

FEATURED PRODUCT




	ELITE SQUARE EDGES	ELITE GROOVED	ADVANTAGE SEMI-SOLID	STARTING BOARD	FASCIA BOARD	RISER BOARD
Unique on the market				✓		
Reversible Board / 2 colors	✓	✓				✓
Grooved Edge	✓	✓	✓	✓		
4 sides protection PROSHIELD PREMIUM®	✓	✓	✓	✓	✓	✓
Resistant to fading and swelling	✓	✓	✓	✓	✓	✓
Resistant to scratches and animal claws	✓	✓	✓	✓	✓	✓
Waterproof	✓	✓	✓	✓	✓	✓
Requires no staining or sealing	✓	✓	✓	✓	✓	✓
Comfortable in Summer: 35% cooler than traditional composite	✓	✓	✓	✓	✓	✓
95% recycled content and 95% recyclable	✓	✓	✓	✓	✓	✓
Certifications: BSCI, CE, FSC, ISO, CCMC	✓	✓	✓	✓	✓	✓
Commercial use(25-year warranty)	✓	✓		✓	✓	✓
Residential use(30-year warranty)	✓	✓	✓	✓	✓	✓
Width / Thickness						
Available lengths						

CO-EXTRUSION DECKING




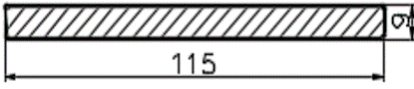

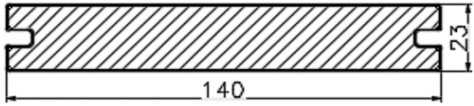



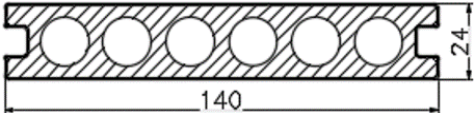

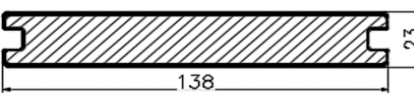



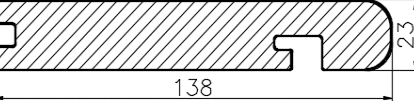

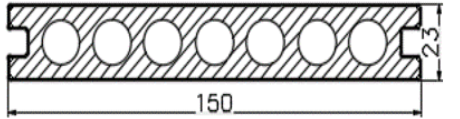

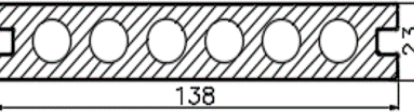

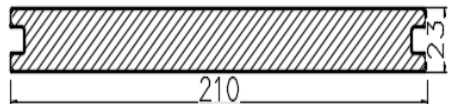
Co-extrusion decking has many advantages better than traditional wood plastic

- Better resist to scratch;**
- Better resist to UV,better color stability;**
- Better resist to moisture and termites;**
- Better at resisting to mold and mildew;**
- Extreme durability and reliability. less water-absorption, less rot;**
- More natural surface: wooden texture, looks like real wood;**
- More durable, more attractive, less fade and scratch resistant;**
- Low maintenance at an excellenit price.**



Product Display

CO-EXTRUSION DECKING

Product	Size	Picture	Profile	Product	Size	Picture	Profile
C.XS.115S9.5	115*9.5mm			C.XS.140S23	140*23mm		
C.XS.138S20	138*20mm			C.XS.140H24	140*24mm		
C.XS.138S23	138*23mm			C.XS.142S13	142*13mm		
C.XS.138S23A	138*23mm			C.XS.150H23	150*23mm		
C.XS.138H23	138*23mm			C.XS.210S23	210*23mm		

3D EMBOSSEED DECKING


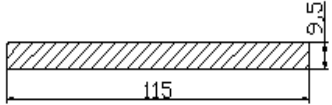

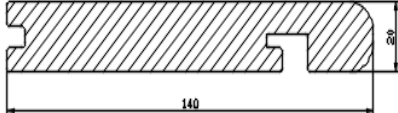

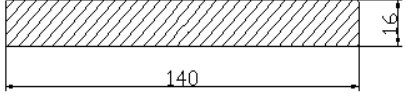

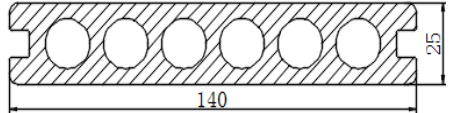

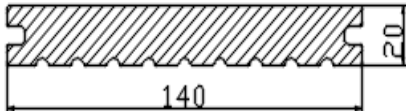

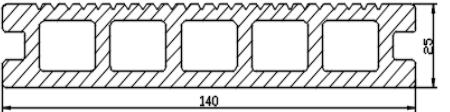

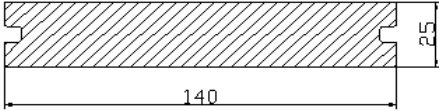



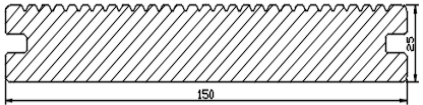

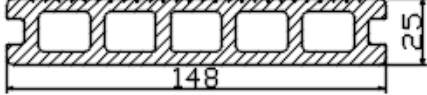
3D Embossed decking has some advantages

More natural surface: wooden texture, looks like real wood;
More durable, more attractive, less fade and scratch resistant;
Better resist to scratch;
Better resist to moisture and termites;
Better at resisting to mold and mildew;
Extreme durability and reliability: less water-absorption, less rot;
Low maintenance at an excellent price.



Product Display

3D EMBOSSED DECKING

Product	Size	Picture	Profile	Product	Size	Picture	Profile
C.X.115S9.5	115*9.5mm			C.X.140S20D	140*20mm		
C.X.140S16	140*16mm			C.X.140H25U	140*25mm		
C.X.140S20B	140*20mm			C.X.140H25Z	140*25mm		
C.X.140S25E	140*25mm			C.X.143H22	143*22mm		
C.X.150S25E	150*25mm			C.X.148H25	148*25mm		

TRADITIONAL WPC DECKING

Traditional WPC decking is made of 35% HDPE and 55% wood flour. It has many advantages better than wood:

- Natural surface: wooden texture, Looks like real wood;
- Better resist to moisture and termites;
- Better at resisting to mold and mildew;
- Extreme durability and reliability: less water-absorption, less rot;
- Low maintenance at an excellent price.



Product Display


TRADITIONAL WPC DECKING

Product	Size	Picture	Profile	Product	Size	Picture	Profile
C.X.135H25D	135*25mm			C.X.140S21	140*21mm		
C.X.140H25A	140*25mm			C.X.150H25	150*25mm		
C.X.140S25D	140*25mm			C.X.150S25Z	150*25mm		
C.X.140H25F	140*25mm			C.X.190H25	190*25mm		
C.X.140S30	140*30mm			C.X.345H25	345*25mm		

Color Chart & Texture Suggestions

Popular colors and textures that can meet personal needs.


Co-extrusion Texture Suggestions



3D Embossed Color Chart & Traditional WPC Color Chart


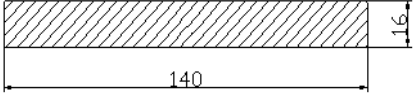

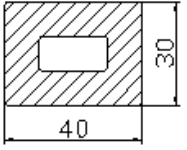

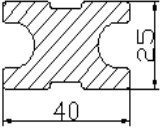

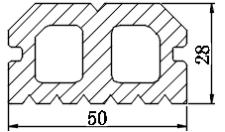

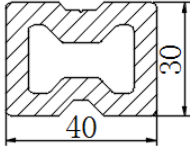

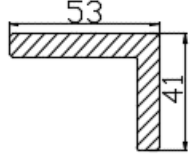

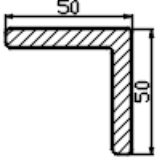




3D Embossed Texture Suggestions



Product Display

JOIST & COVER EDGE

Traditional Product	Size	Picture	Profile	Traditional Product	Size	Picture	Profile
C.X.140S16	140*16mm			C.X.40H30A	40*30mm		
C.X.40K25	40*25mm			C.X.50H28	50*28mm		
C.X.40H30D	40*30mm			C.X.53S41B	53*41mm		
Co-Extrusion Product	Size	Picture	Profile	Co-Extrusion Product	Size	Picture	Profile
C.XS.50S50	50*50mm			C.XS.142S13	142*13mm		

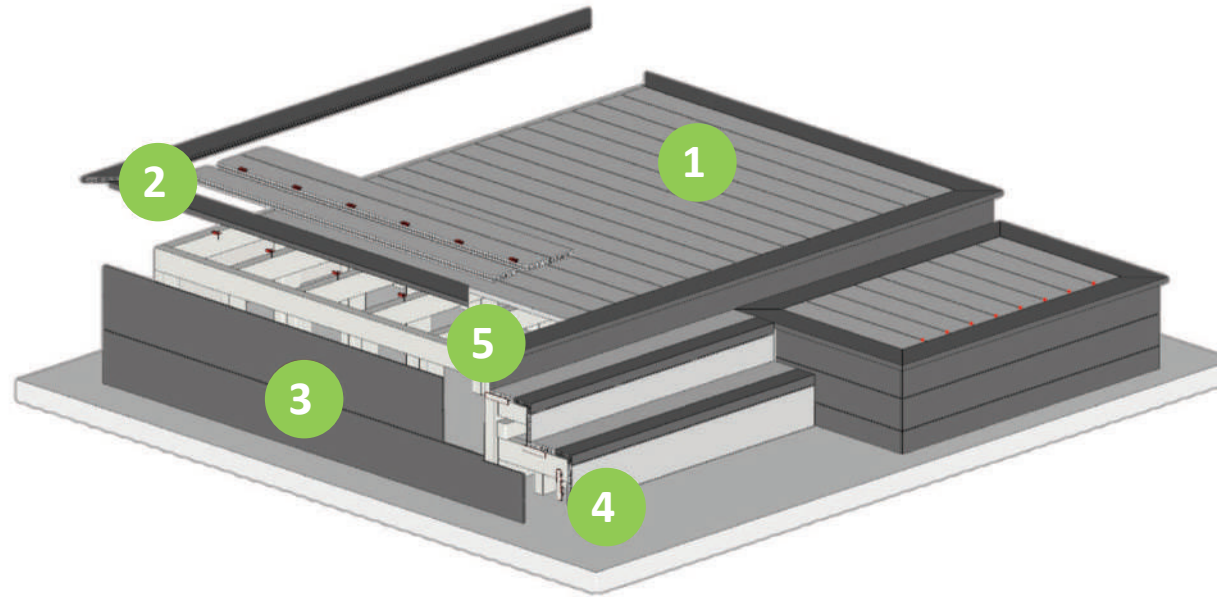
Accessories




Different types of accessories are available to meet most installation requirements, with plastic and metal being the most popular



Installation




1 Solid or semi-solid deck boards with groove



4 Riser board



2 Solid starter board or solid deck board without groove



5 STARTER Clip for wood joist



3 Fascia board



Product Application




Hotel, Europe



Tianchi, Xinjiang, China



Phuket Hotel, Thailand



Nanjing, Jiangsu, China



Brisbane, Australia





CLADDING

WPC Benefits



Easy to install! Only screws are needed to fix the cladding. Panels can be attached directly to almost any material that is strong and in good condition.



Very little maintenance. Unlike natural wood cladding, our boards do not require heavy and regular maintenance. Wood composite cladding only requires occasional rinsing with clean water to retain its full shine.



No painting, sanding or staining required. No splinters or splits. They do not deform or swell.



A variety of colors for all styles and projects.



Resists insect attacks.
Resists rot and mildew.



Anti-fade and UV technology protection.



Each board is coated with PROSHIELD PREMIUM® on all three visible sides for ultimate protection.



Rot-proof boards, they are insensitive to humidity, rays and temperature changes.




It is impossible for moss and fungi to develop on this type of material.

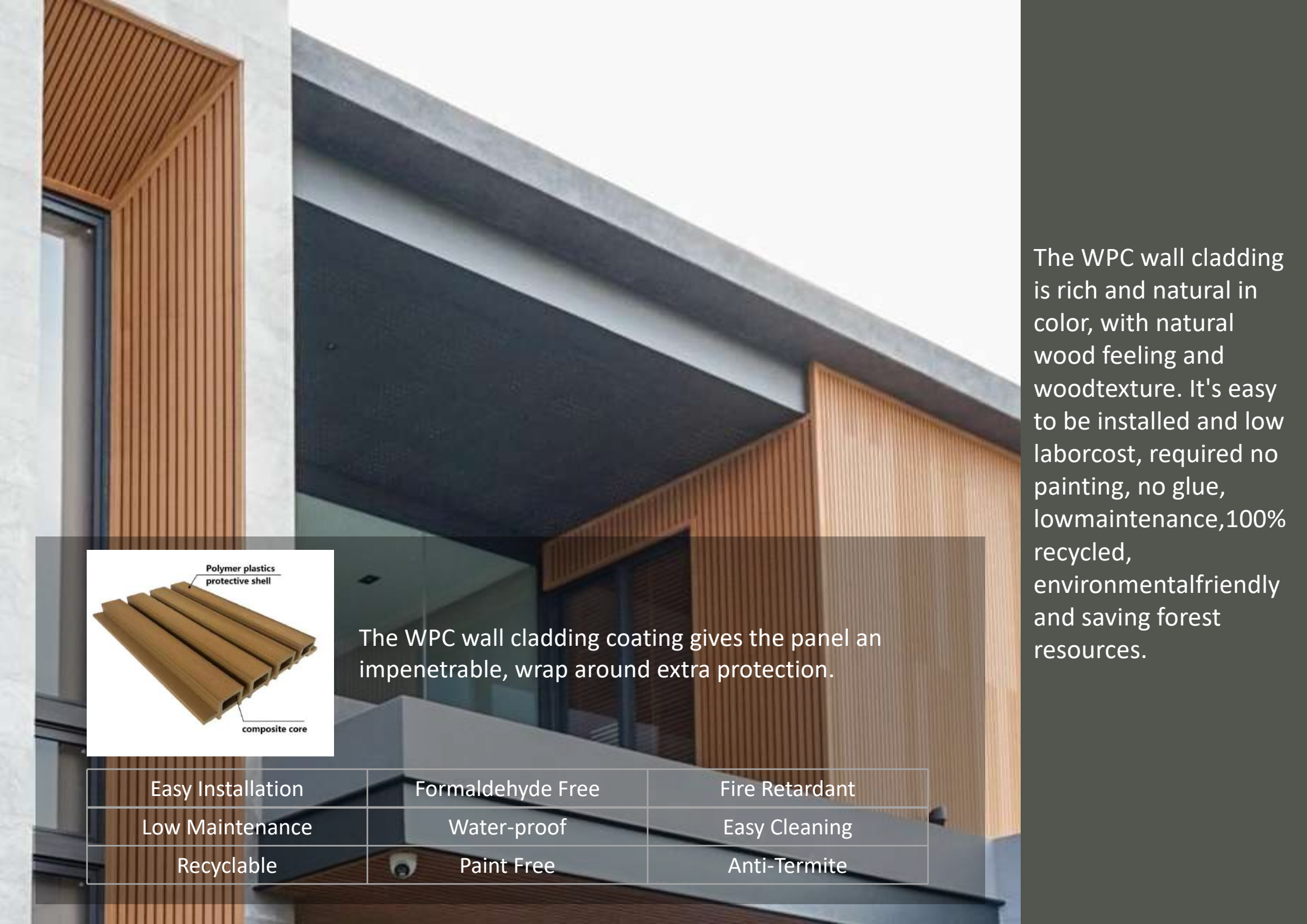


An affordable price: FIBERWOOD stands out for its quality, but also for its very competitive prices. Taking into account the lifespan of the product and that it requires little maintenance, this is a very smart purchase for your projects.




Fiberwood offers a 30-year warranty on boards.





The WPC wall cladding is rich and natural in color, with natural wood feeling and wood texture. It's easy to be installed and low labor cost, required no painting, no glue, low maintenance, 100% recycled, environmental friendly and saving forest resources.



The WPC wall cladding coating gives the panel an impenetrable, wrap around extra protection.

Easy Installation	Formaldehyde Free	Fire Retardant
Low Maintenance	Water-proof	Easy Cleaning
Recyclable	Paint Free	Anti-Termite

Castellated Series

Product Specifications



Product	219H26
Size	219mm*26mm
Material	WPC
Surface treatment	sanding/Brushing
Application	Villa / Resort / Hotel / Courtyard / Commercial Buildings

Castellated Series

Product Specifications



Product	220H28.5
Size	220mm*28.5mm
Material	WPC
Surface treatment	sanding/Brushing
Application	Villa / Resort / Hotel / Courtyard / Commercial Buildings

Castellated Series



Product Specifications



Product	218H28
Size	218mm*28mm
Material	WPC
Surface treatment	sanding/Brushing
Application	Villa / Resort / Hotel / Courtyard / Commercial Buildings

Castellated Series

Product Specifications



Product	219H28
Size	219mm*28mm
Material	WPC
Surface treatment	sanding/Brushing
Application	Villa / Resort / Hotel / Courtyard / Commercial Buildings

Shiplap Series

Product Specifications



Product	140K20
Size	140mm*20mm
Material	WPC
Surface treatment	sanding/Brushing
Application	Villa / Resort / Hotel / Courtyard / Commercial Buildings

Shiplap Series

DESIGN VILLAGE

NOW OPEN
NOW OPEN
NOW OPEN



Product Specifications



Product	160K21
Size	160mm*21mm
Material	WPC
Surface treatment	sanding/Brushing
Application	Villa / Resort / Hotel / Courtyard / Commercial Buildings

Shiplap Series

Product Specifications



Product	174K21
Size	174mm*21mm
Material	WPC
Surface treatment	sanding/Brushing
Application	Villa / Resort / Hotel / Courtyard / Commercial Buildings



Diverse colors for better choices



Classic Color Chart

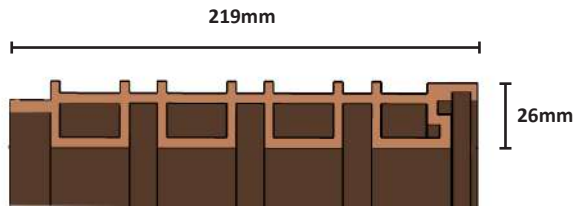


Co-extrusion Color Chart



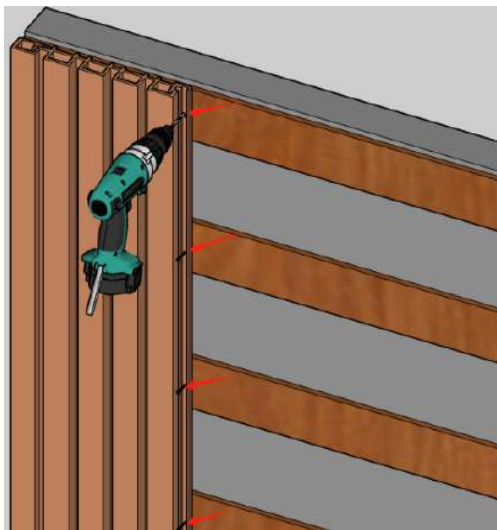
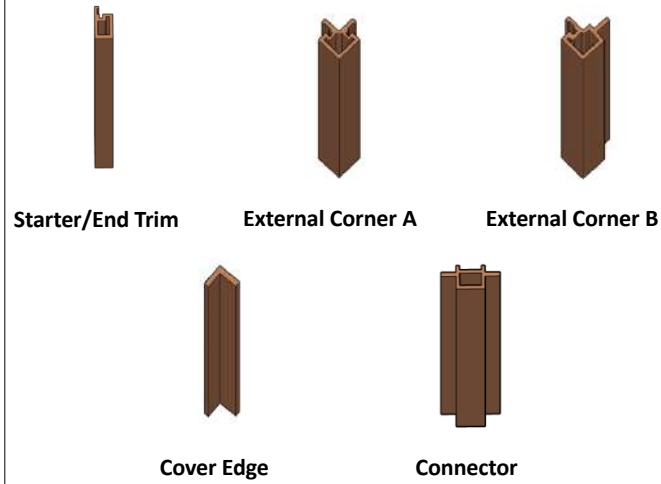
Installation & Accessories

Specification

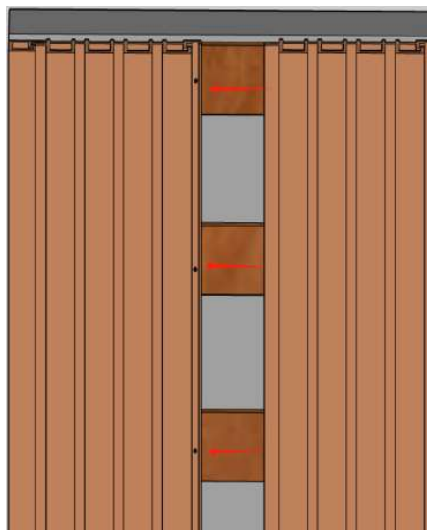


Visible Width	Thickness	Centered Span	Length	Board weight	Weight Per SQM
200mm	26mm	400-450mm	5400mm	15.5kgs	14.5kgs

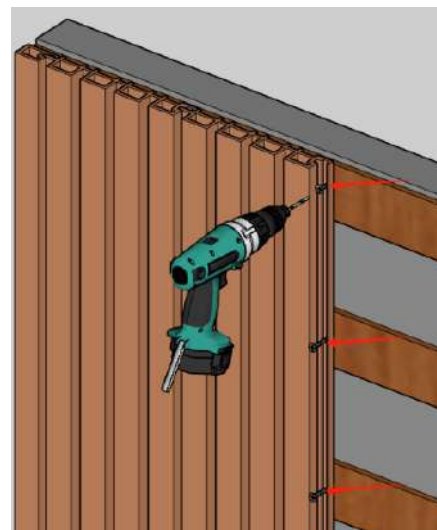
Trim System



Put the first Cladding board into the starter trim, and fix it on the batten with screws.



Put the second Cladding board over the first board & fix it on the batten with screws.

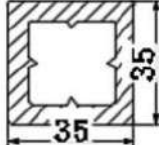

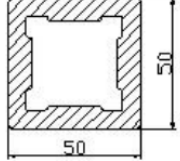

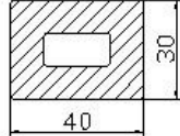
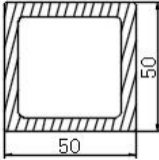

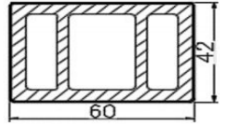

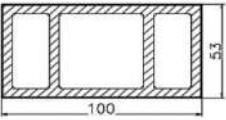




SCREENING

Product Display

SCREENING

Traditional Product	Size	Picture	Profile	Traditional Product	Size	Picture	Profile
C.X.35H35	35*35mm			C.X.50H50	50*50mm		
C.X.90H40	90*40mm			C.X.40H30	40*30mm		
Co-Extrusion Product	Size	Picture	Profile	Co-Extrusion Product	Size	Picture	Profile
C.XS.50H50	50*50mm			C.XS.60H42	60*42mm		
C.XS.100H53	100*53mm						


Product Application



Mexico



UK



Nanjing, China



Villa, Thailand



Taiwan, China





Australia





FENCES

Privacy Fence



Product Specifications

Product	Privacy Fence Ibiza
Size (W*H)	90 x 180 cm; 180 x 180 cm; 90 x 180 cm
Material	WPC
Material crossbar	Aluminum
Surface treatment	Brushing





Product Specifications

Product	Privacy Fence Plama
Size (W*H)	180 x 180 cm
Material	WPC
Material crossbar	Aluminum
Surface treatment	Brushing




Product	Privacy Fence Roma
Size (W*H)	90 x 180 cm; 180 x 180 cm; 90 x 180 cm
Material	WPC
Material frame	Aluminum
Surface treatment	Sanding



Product Specifications



Product	Privacy Fence Alicante
Size (W*H)	180 x 180 cm
Material	WPC
Material crossbar	WPC
Surface treatment	Brushing

DIY Stack Fence





Product Specifications



Product	DIY Stack Fence
Size (W*H)	180 x 180 cm
Material	WPC
Post & panel capping	Aluminum
Surface treatment	3D/Embossed wood grain



Product	DIY Stack Fence II
Size (W*H)	180 x 180 cm
Material	WPC
Post & panel capping	Aluminum
Surface treatment	Sanding/Wood grain




Product	DIY Stack Fence III
Size (W*H)	180 x 180 cm
Material	WPC
Post & crossbar	Aluminum
Surface treatment	Sanding



Product Specifications

Product	DIY Stack Fence II
Size (W*H)	180 x 180 cm
Material	WPC
Post & panel capping	Aluminum
Surface treatment	Sanding/Wood grain

Accessories





RAILING

Traditional Balustrade





Product	Traditional balustrade
Size (W*H)	180 x 120 cm, 150 x 120 cm
Material	WPC
Surface treatment	Sanding
Color	



Coextruded Balustrade



Product	Coextruded balustrade
Size (W*H)	180 x 120 cm, 150 x 120 cm
Material	WPC
Surface treatment	Sanding
Color	



Installation & Accessories





Location: Hui Cheng Road 506
Chengyang District Qingdao China

Email: jisenq@126.com

**Contact us today to discuss
how we can meet your building
material needs.**



EcoDome

